




## KIDS WIRELESS HEADPHONES INSTRUCTION MANUAL

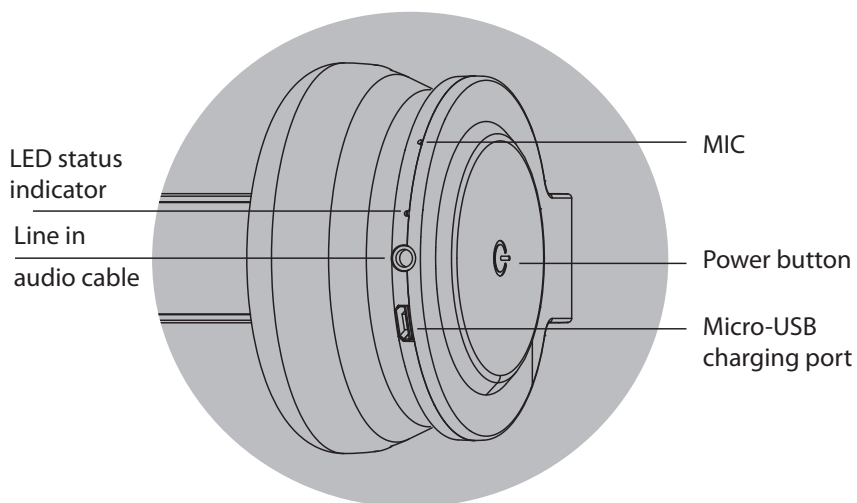
Model: QDKIDSBEGN/QDKIDSPKPE



The Bluetooth® word mark and logos are registered trademarks owned by Bluetooth SIG, Inc. and any use of such marks by Officeworks Ltd. is under license.



## Functions

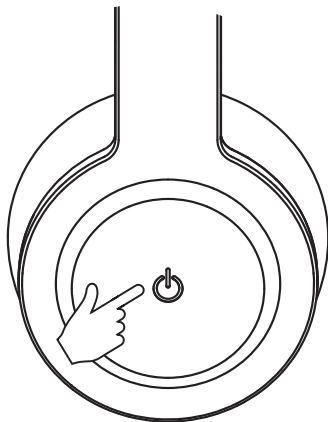


## Pack Contents

1. Bluetooth kids Headphones
2. Instruction manual
3. USB charging cable
4. Audio cable

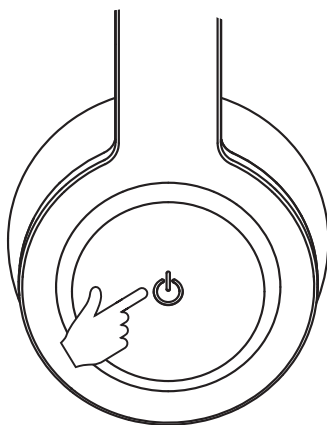
Note: When an audio cable is plugged in, the Bluetooth wireless function will disconnect.

## Power On




Press and hold  
3 sec with tone

## Power Off




Press and hold  
3 sec with tone

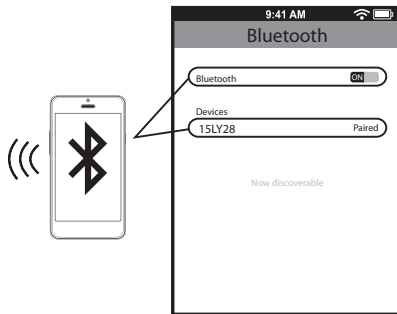
## Bluetooth Pairing



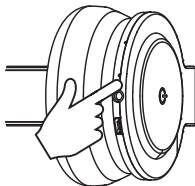
Press and hold  
3 sec with tone



LED will flash red  
and blue when ready  
to connect

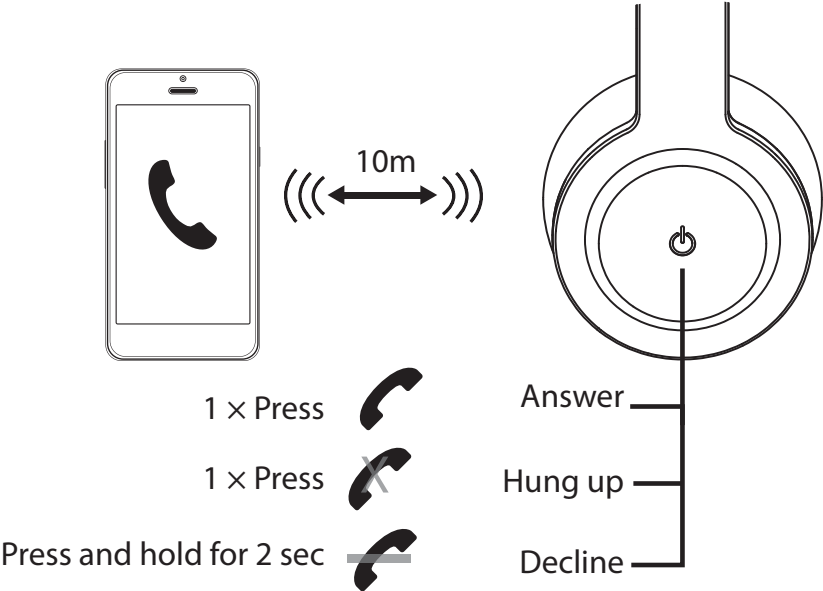


In your device's Bluetooth  
settings activate bluetooth  
and select "15LY28" enter  
the PIN '0000' if needed



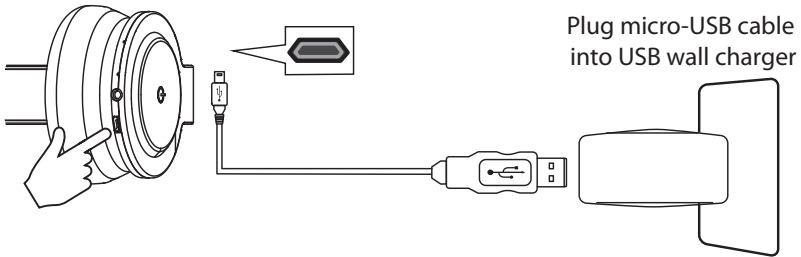
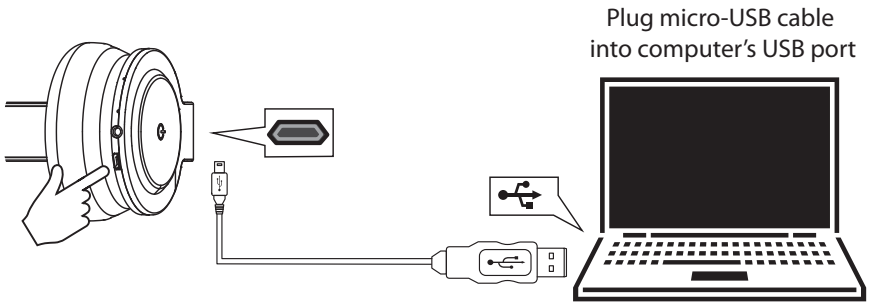
The blue LED light will be on  
and flash to indicate the  
headphone is connected

Calling Mode



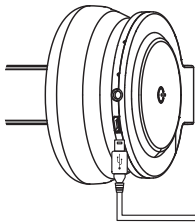


## Charging





## Charging



Before using the headphone for the first time, charge it for at least two hours

### **Low battery alert**

When battery voltage less than 3.3V, the headphone will be warning and have tone speak out from speaker.

### **Charging**

red light on

### **Full charge**

light off

## Product Specifications

- |                             |                |
|-----------------------------|----------------|
| 1. Charging voltage:        | Micro USB 5V   |
| 2. Bluetooth working range: | 10 metres      |
| 3. Working time:            | About 12 hours |
| Charging time :             | 3 hours        |
| 4. Standby time:            | Up to 70 hours |

### ■ Do not expose the device to water or attempt to disassemble the device

### ■ Headphones will not turn on

- Ensure headphones are fully charged before turning it on.

### ■ My mobile device is unable to find the Bluetooth headphones

- Check that the headphones is in pairing mode (blue/red indicator lights flashing).
- Remove "15LY28" from Bluetooth settings list and setup again.
- If still no search result, please restart the headset and phone, and try again.

### ■ After successfully pairing, headphones disconnect

- Check the battery level and recharge if low.
- Ensure headphones are within 10m of mobile device and free of obstructions.
- The connection may be affected by obstructions such as walls or other electronic devices. Try moving closer to the device you are connected to.

### ■ When answering a call, I cannot hear anything

- Ensure the mobile device is connected to headphones and not on speakerphone mode.
- Increase the volume on your mobile device.

### ■ There is no sound when listening to music

- Increase the volume on your mobile device.
- Reconnect the headphones to your mobile device.
- Check if the app has paused or stopped playback.

### ■ Headphones will not charge

- Check whether the charging cable is functional.
- Ensure the micro-USB charging cable is fully seated in the headphones and wall charger ports.
- Ensure the charging cable and wall charger are functional.

**Officework address: Officeworks Ltd. 1 South Drive, 236-262 East Boundary Road,  
East Bentleigh, VIC 3165**